



[Back to Search Result](#)

## Fontainebleau State Park, LA

Pavilions and meeting rooms are accessible during operating hours. Golden Age/Golden Access Passport holders must present a valid card at check-in. Persons who rent park facilities can be held responsible for any damage done to those facilities. All park buildings are smoke free ...

[→ Read More Details](#)

[📞 Park Contact Information](#)

### Find a Campsite

[Check Availability](#)



CONTACT US

### Description

- Pavilions and meeting rooms are accessible during operating hours.
- Golden Age/Golden Access Passport holders must present a valid card at check-in.
- Persons who rent park facilities can be held responsible for any damage done to those facilities.
- All park buildings are smoke free environments including cabins and lodges.
- Cabins and Lodges are furnished with basic kitchen utensils, pots, and bed linens and pillows.
- Please bring your own towels, soap products, etc.
- Group Camps are furnished with pots, basic kitchen utensils and bunk-beds.
- Please bring your own pillows, bed linens, towels, soap products, and paper products (paper towel and tissue), etc.
- A maximum stay of 14 consecutive days is allowed in the park.

- Reservations must be made at least 1 days in advance.

If you are **reserving a cabin, lodge or group camp** 10 months or more in advance of the arrival this reservation will adhere to the following:

This reservation must be paid in full no later than 30 days after the reservation is made.

If you call the reservation center to drop off any days or cancel you will be charged one days rental.

When you click Continue to Payment Details you are accepting the terms for this reservation which was made for a cabin, lodge or group camp 10 months or more in advance of the arrival date.

Please be advised that cell phones often do not work in remote areas including many park sites

#### **CANCELLATIONS**

Should you have any problem with your reservation, or you need to make a change, transfer, or cancel, give us a call at 1-877-CAMP-N-LA. The cancellation fee is a minimum of \$10 per facility. The cancellation or transfer fee is \$10 per facility 15 days or more before arrival. 14 days or less before arrival, the cancellation or transfer fee is one day's usage fee.

**TO CANCEL RESERVATIONS: CALL LA STATE PARKS 1-877-226-7652**

#### **RULES**

- Pets are not allowed in any buildings, including cabins and lodges.
- Reservations made 10 months or more in advance must be paid in full within 30 days after the reservation is made or it will be cancelled. For all other reservations, please be prepared to pay the balance of your facility rental fee upon your arrival at the park. No out of state checks will be accepted as payment.
- Reservations for overnight facilities are held until check-out time the day after your scheduled arrival.
- Early departures will be treated as cancellations.
- Pavilions and meeting rooms are accessible during operating hours.
- Golden Age/Golden Access Passport holders must present a valid card at check-in.
- Persons who rent park facilities can be held responsible for any damage done to those facilities.
- All park buildings are smoke free environments including cabins and lodges.
- Cabins and Lodges are supplied with limited basic kitchen utensils, pots, coffee pot, bed linens, pillows and a limited number of towels. Please bring your own towels, soap products, etc.
- Group Camps are furnished with pots, basic kitchen utensils and bunk-beds. Please bring your own pillows, bed linens, towels, soap products, and paper products (paper towel and tissue) .
- A maximum stay of 14 consecutive days is allowed in the park.
- Reservations must be made at least 1 days in advance.

#### **Recreation:**

The park is excited about the upcoming Louisiana Northshore Half Marathon scheduled for Sunday October 21, 2018 and wants to share with its guests and event participants and spectators some information to help reduce traffic so they can spend more time enjoying the park and the event and less time getting to the park.

- Come early the park will open at 6 AM on the 21st
- Drive to the parking area by the beach
- The park entrance road will be closed between 7:00AM and 7:45 AM
- Make a checklist and bring with you what you need to avoid leaving and returning after you arrive
- If you are camping on site avoid driving and get everything you need the day before
- If you are coming with family and friends ride together to reduce the number of vehicles
- Use turning signals when you are close to the park to help other drivers and officers directing traffic
- Avoid passing vehicles ahead of you or driving in the wrong direction (the lane designated for vehicles leaving the park)
- The event is anticipated to end around 11 AM and the traffic flow will return to normal .

CONTACT US



Alerts and Important Information

**POLICIES:** Reservations made 10 months or more in advance must be paid in full within 30 days after the reservation is made or it will be cancelled. For all other reservations, please be prepared to pay the balance of your facility rental fee upon your arrival at the park. No out of state checks will be accepted as payment. For Park Specific Questions contact the park at 1-888-677-3668. Entrance Station Hours: 8 a.m. to 5 p.m., Sundays through Thursdays; 8 a.m. to 10 p.m. on Fridays and Saturdays. Should you have any problem with your reservation, or you need to make a change, transfer, or cancel, give us a call at 1-877-CAMP-N-LA. The cancellation fee is a minimum of \$10 per facility. For reservations made 10 months or more in advance, the

cancellation or transfer fee is one day use fee per facility. For all other reservations the cancellation or transfer fee is \$10 per facility when cancelled or transferred 15 days or more before arrival or one day usage fee when cancelled or transferred 14 days or less before arrival.

**\$6 TRANSACTION FEE IS NON REFUNDABLE.**

**Reservations for overnight facilities are held from the scheduled date and time of arrival until checkout time the following day. WHETHER THE RESERVATION IS PAID IN FULL OR NOT Early departures will be treated as cancellation.**

Please be aware when you are reserving any day use sites, the use fees DO NOT cover entrance fees to the facility. You are responsible for the entrance fees when you arrive at the facility.

The water playground is open Tuesdays through Sundays April 1 through Sept. 30, from 8 a.m. to 8 p.m.

Standard day-use admission is \$3 per person and provides access to the water playground. For more information about Louisiana State Parks visit LaStateParks.com. **Rules**

- **Reservations are accepted only from persons 21 years of age or older. All persons under 21 years of age must be accompanied by adults when using reserved facilities.**
- **Pets are not allowed in any buildings, including cabins and lodges.**
- Please be prepared to pay the balance of your facility rental fee upon your arrival at the park. (Exception - reservations made 10 months or more in advance)
- Reservations for overnight facilities are held until check-out time the day after your scheduled arrival.
- Early departures will be treated as cancellations.
- Golden Age/Golden Access Passport holders must present a valid card at check-in. This discount only applies to campsite rentals, not cabin, lodge or group camp rentals.
- Persons who rent park facilities can be held responsible for any damage done to those facilities.
- All park buildings are smoke free environments including cabins and lodges.
- Cabins and Lodges are furnished with basic kitchen utensils, pots, bed linens, pillows and towels.
- Group Camps are furnished with pots, basic kitchen utensils and bunk-beds. Please bring your own pillows, bed linens, towels, soap products, and paper products (paper towels and toilet paper), etc.
- A maximum stay of 15 consecutive days is allowed in the park.
- Reservations must be made at least 1 day in advance.
- 2 night minimum on weekends.
- 3 night minimum on weekdays.
- Please be advised that cell phones often do not work in remote areas including many park sites  
If you are reserving a cabin, lodge or group camp 10 months or more in advance of the arrival this reservation will adhere to the following:
- This reservation must be paid in full no later than 30 days after the reservation is made.
- If you call the reservation center to drop off any days or cancel you will be charged one days rental.

**Contact Information:**

**Mailing Address:**

Fontainebleau State Park  
62883 Hwy 1089  
MANDEVILLE LA 70470-8925

**Phone Number:**

Information: (888)677-3668

CONTACT US

SICK DAY STRUGGLE?

THIS  
CALLS  
FOR



# FONTAINEBLEAU State Park

## Fontainebleau State Park Links Below

[Visitors Center](#) | [Camping](#) | [Group Camps - Cabins](#) | [Beach](#) | [Trails](#) |  
[Canoe And Kayak](#) | [Alligators](#) | [Blue Crabs](#)  
[Mandeville Events-Attractions](#) | [Pictures](#) | [Local Links](#)

SICK DAY STRUGGLE?

THIS  
CALLS  
FOR



## Fontainebleau State Park, Mandeville, La 70448

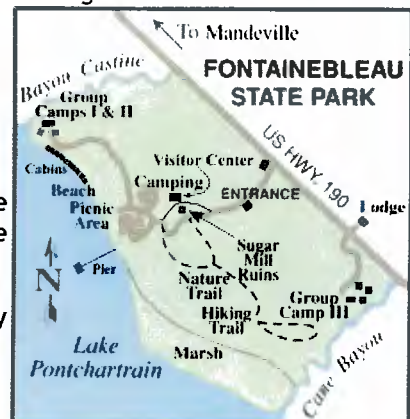
**Entrance Fees:** \$3 per person; Free for Seniors (62 and older) and children age 3 and under

### Directions to Park-Three Different ways to get there.

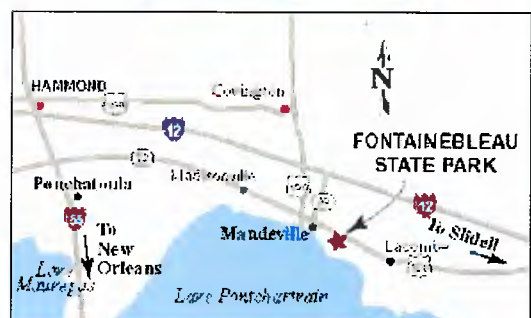
From I-12, take US 190 (exit 63-A) south toward Mandeville. Continue east on US 190; the park is approximately 4 miles east of the city. GPS Coordinates: N 30.34523; W 90.02269.

From I-12, take exit 65. Drive south 3.5 miles on Hwy 59 to the intersection with Hwy 190 (Florida St.). Turn left onto Hwy 190. Drive east 2.5 miles to the Park entrance.

From the Causeway Toll Bridge, take Hwy 190 east. Drive approximately 5 miles through Mandeville to the main Park entrance on the right.



Located just a short drive from New Orleans by taking a nice drive across the 24 mile long Lake Pontchartrain Causeway Bridge. If you take the Causeway Bridge to get here you can see the Fontainebleau State park to the right when you are about a mile from the end of the bridge. You will see the rental cabins that are on the waters edge of the lake plus the fishing pier sticking out. There is also a pier close to the bridge which is part of Sunrise Park. The 3rd pier about 2 miles from the bridge is the one for the State Park. The Mississippi Gulf Coast and their Casinos are just a 45 minute drive from this park giving you a great day trip. This State Park makes for a perfect base point because it is in the middle of so much this area has to offer. The Mandeville/Covington area is at your front door with great restaurants serving some of the best seafood in the south. The Old Downtown Covington has



an area with many antique shops. You also have great [antiques in Ponchatoula](#), Ole Town Slidell and Denham Springs Antique Village. The Mandeville Lakefront is coming alive with coffee shops and many small family restaurants that give a great view of the lake. A short drive up the road is Abita Springs where there is a local brewery and that home town feeling. There is also Global Wildlife Center where you can ride in covered wagons and roam the range of 900 acres where you see and feed over 4,000 animals in their natural settings. You get up close and personal with the animals when they come up to the wagons to eat out of your hand.

## Old Sugar Mill

The crumbling brick ruins of a [sugar mill](#) built in 1829 by Bernard de Marigny de Mandeville, founder of the nearby town of Mandeville, suggest an interesting history for this site, and indeed there is. The wealthy Marigny developed this area across Lake Pontchartrain from New Orleans as a sugar plantation until 1852. The plantation income helped support his lavish lifestyle. He named his large land holding Fontainebleau after the beautiful forest near Paris, a favorite recreation area of the French kings.

## Nature-Perfect Setting

The 2,800-acre Fontainebleau State Park is located on the shores of Lake Pontchartrain. On a clear day, visitors can see the [lake dotted with multi-colored sailboats](#) of all sizes and types. The sandy beach also is a delight for sunbathers. An old railroad track that runs through the park has been converted into the Tammany Trace as a part of the Rails to Trails program. It is a wonderful route for cycling, hiking and in-line skating.

The park's [nature trail](#) is a favorite of nature lovers. Interpretive signs along the trail will help you identify many of the common trees and shrubs. Always be on the lookout for birds and other animals. Over 400 different species live in and around Fontainebleau. The *Fontainebleau Birding Guide* is a good resource for enthusiasts to identify the numerous species of birds found in the area. Bordered on three sides by water, Lake Pontchartrain, Bayou Cane and Bayou Castine and characterized by a convergence of diverse ecosystems, Fontainebleau State Park has a multitude of habitats for birds.

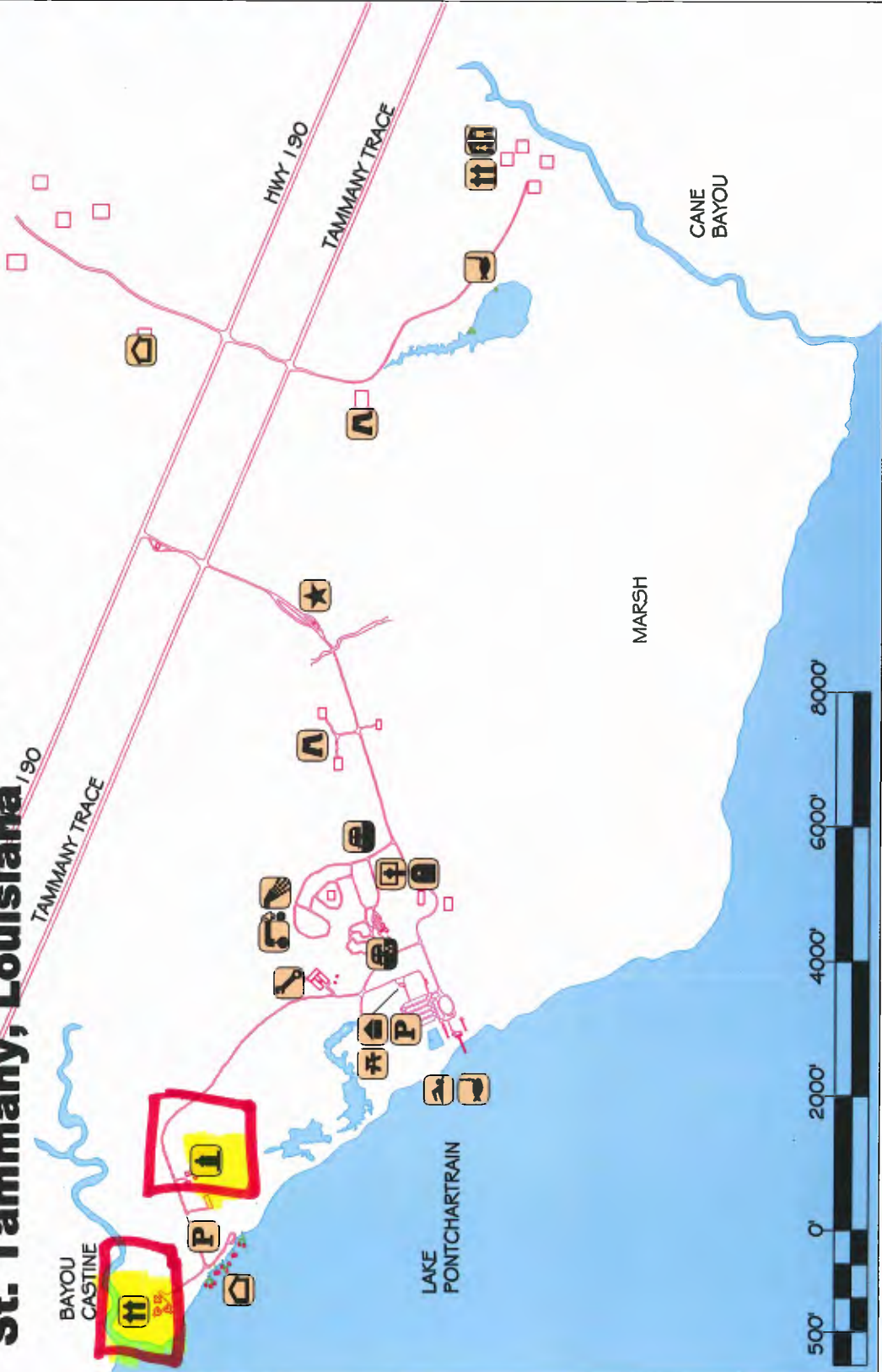


# Fontainebleau State Park

## St. Tammany, Louisiana

### Legend:

-  Park Entrance
-  Park Office
-  Rest Rooms
-  Comfort Station
-  Dump Station
-  Cabins
-  Historic Marker
-  Manager's Residence
-  Visitors Center
-  Picnic Area
-  Parking
-  Swimming
-  Fishing Pier
-  Maintenance
-  Group Camp
-  Pavilion
-  Conference Room
-  Trailer Camping
-  Water/Electric



# Fontainebleau State Park

62883 Hwy. 1089  
Mandeville, LA 70448  
985-624-4443 or 888-677-3668 toll free  
GPS Coordinates:  
N 30.34523; W 90.02269

## Entrance Station Hours:

Sunday through Thursday

8 am to 5 pm

Gates will be open from 7 am to 9 pm

Fridays, Saturdays, and  
the day before Holidays

8 am to 10 pm

Gates will be open from 7 am to 10 pm

## For Reservations:

Call 1-877-CAMP-N-LA

(877-226-7652) toll free

Persons making reservations  
must be 21 years of age or older.

Online: [www.lastateparks.com](http://www.lastateparks.com)

(Reserve America Link)

St. Tammany Sheriff's Office

Emergency: 911

Non Emergency: (985) 898-2338

Lakeview Hospital

Emergency Room:

(985) 867-4000

Campground Details on Reverse

Thank you for respecting the park's natural resources and your fellow guests by following these guidelines:

1. Speed limit throughout the entire park is 15 MPH. EXCEPT in camping areas where it is posted at 10 MPH.
2. Pets must be leashed or crated as well as attended at all times. Pets are not permitted in any swimming area (beach or water playground), or building in the park, including any and all areas of the Cabins.
3. Nailing to trees and tables is prohibited.
4. Quiet Hours are from 9 pm to 6 am.
5. NO DUMPING of grey or blackwater on ground.
6. Washing of vehicles and / or RVs is prohibited.
7. Unlicensed vehicles are permitted with the required fee.
8. No parking or driving on the grass.
9. Use of metal detectors and chainsaws are prohibited throughout the park.
10. Campfires are permitted on campsites only. Firewood collection is limited to fallen timber only. BURNING OF PALLET OR CONSTRUCTION MATERIALS PROHIBITED.
11. Park gates are locked at 9 pm, Sun thru Thurs., and 10 pm Fri. and Sat. All day-use visitors must be out of the park prior to gates being locked. Campers are expected to close and relock gates upon entering or exiting park after said hours.
12. Maximum length of stay for camping is 14 consecutive nights per visit.
13. Smoking is prohibited in all buildings throughout the park, this includes cabins and restrooms. Waste receptacles are located near all buildings for the disposal of cigarette butts. DO NOT THROW BUTTS ON GROUND OR IN WATER.
15. Campers are required to use only the approved amperage that has been designated to their site.
16. Sites with live sewer are: 67, 68, 70, 71, 73, 74, 75, & 76